

Conservative Fund

Portfolio Investment Entity

Monthly Fact Sheet as at 30 June 2025



Portfolio Managers



Mark Riggall
Portfolio Manager



Paul Morris
Co-Portfolio Manager

The Fund returned 0.9% in June, taking the one-year return to 9.3%. US shares were very strong over the month, with optimism around trade deals and the prospect of interest rate cuts by the Federal Reserve. This added to Fund performance, despite the relatively small weighting in the portfolio.

Key performers were US technology companies Micron (+30.5%), Oracle (+32.1%) and Australian energy provider Santos (+16.2%). Micron and Oracle both rallied on demand for AI, while Santos was the subject of a takeover bid. The Fund's fixed income holdings also performed well over the month, with a rally in interest rates lead by the US. The Fund added to short-term government bonds in the US early in the month as a hedge to growth risks, and this position performed well on the rally. We also added to short-term interest rates in the UK, where we believe the market is not pricing the risk of a greater deterioration in the UK labour market.

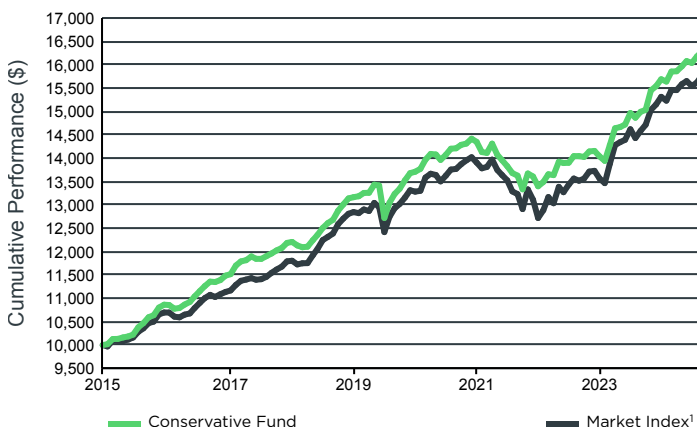
Looking ahead, we think that the US share market is pricing in an optimistic scenario around trade and economic growth. Policy is now supportive, but valuations as a whole leave little room for downside surprises. We are therefore holding only a modest exposure to shares, and generally favour income assets where returns are supported by lower interest rates.

To view Milford's June 2025 Market and Economic Review please see milfordasset.com/insights.

For previous fund reports see milfordasset.com/fund-reports.

Cumulative Fund Performance

(after fees and before tax)



Assumes the growth of \$10,000 invested at the Fund's inception date, and assumes reinvestment of distribution.

Key Fund Facts

Objective²

To provide moderate returns and protect capital over the minimum recommended investment timeframe

Description

Diversified fund that primarily invests in fixed interest securities, with a moderate allocation to equities. While conservative in nature, the Fund may experience short term negative returns, particularly in times of heightened volatility

Minimum recommended investment timeframe	3 years +
Target Allocation	82% Income Assets / 18% Growth Assets
Neutral FX Exposure	0%
Net Asset Value (NAV)	\$733.5 M
Yield³	3.30%
Average Credit Rating	BBB+
Duration	2.59 years
Buy-sell Spread	None - swing pricing applies (See PDS for details)
Inception Date	1 September 2015
Current Distribution	0.85 cents per unit (Quarterly)
Benchmark	Not applicable
Base Fund Fee⁴	0.85%
Performance Fee	Not applicable
Total Fund Fees⁵	0.85%

	Lower risk						Higher risk
Risk Indicator	1	2	3	4	5	6	7
	Potentially lower returns					Potentially higher returns	

Conservative Fund as at 30 June 2025

Investment Performance after fees as at 30 June 2025⁶

Unit Price: \$1.3

	1 Month	3 Months	1 year	3 years (p.a.)	5 years (p.a.)	Since inception (p.a.)
Milford Conservative Fund (Gross Of Tax)	0.94%	2.50%	9.34%	7.23%	4.26%	5.19%
After Tax 10.50%	0.89%	2.39%	8.62%	6.64%	3.96%	4.76%
After Tax 17.50%	0.85%	2.32%	8.15%	6.25%	3.77%	4.49%
After Tax 28.00%	0.80%	2.20%	7.43%	5.67%	3.47%	4.07%
Market Index ¹	1.12%	2.63%	8.40%	7.30%	4.14%	4.86%

Top Equity Holdings

Holdings	% of Fund
Contact Energy	0.85%
NatWest Group	0.64%
Fiserv	0.63%
SSE	0.58%
Aena SME	0.56%
Bank of America	0.53%
National Grid	0.49%
Segro	0.46%
Bank of Ireland Group	0.46%
Amazon	0.45%

Current Asset Allocation

	Actual Investment Mix	Neutral Investment Mix
Effective Cash #	19.69%	7%
New Zealand Fixed Interest	25.83%	25%
International Fixed Interest	35.45%	50.0%
New Zealand Equities	2.80%	1%
Australian Equities	5.07%	3%
International Equities	8.27%	9%
Listed Property	2.82%	5%
Other	0.07%	0.0%

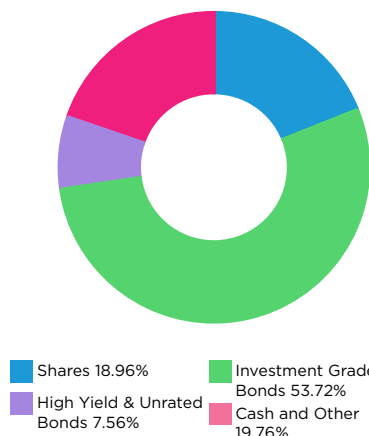
The actual cash held by the Fund is 13.91%. Effective Cash reported above is adjusted to reflect the Fund's notional positions (e.g. derivatives used to increase or reduce market exposure).

Top Fixed Interest Holdings

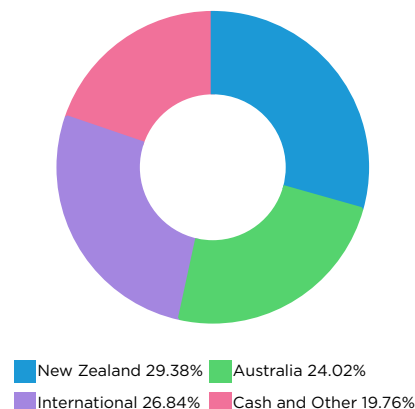
Holdings	% of Fund
NZ Govt. 4.5% 2035	5.01%
NZLGFA 3.5% 2033	1.50%
NZGBI 2% 2025	1.20%
NZ Govt. 3.5% 2033	1.13%
Housing NZ 3.42% 2028	1.12%
NZLGFA 4.5% 2030	1.11%
Rabobank Float 2028	1.00%
NZLGFA 2.25% 2031	0.95%
Origin Energy 5.35% 2031	0.89%
NZLGFA 1.5% 2029	0.81%

Note: Fixed interest securities are reported in the following format: Issuer name, interest (coupon rate), maturity year.

Fund Portfolio Mix



Region Exposure



1. The Fund does not have a performance benchmark, hence a market index has been included for comparison purposes. See the Statement of Investment Policy and Objectives for more details on the market index. The market index is a blend of indices that represent the Fund's neutral asset allocation. Note the Fund's investment strategy is designed to achieve its objective, which may mean that at times, the returns of the market index may not be an appropriate measure. 2. After the Base Fund Fee but before tax. 3. The yield to maturity is not an indicator of future return, but reflects the current yield to maturity of the fund's underlying holdings (before tax and after the base fund fee). 4. Where applicable, the Base Fund Fee includes an estimate of non-related underlying fund charges. 5. The Total Fund Fees comprise the Base Fund Fee and any estimated Performance Fee. Please refer to the Product Disclosure Statement for more information as to how these are calculated. 6. Includes the reinvestment of distributions. Please note past performance is not a guarantee of future returns.

Please refer to the 'Glossary for the Monthly Fact Sheet' at milfordasset.com/fact-sheet for more information about the data published within this document.

Disclaimer: The Milford Fund Fact Sheet has been prepared by Milford Funds Limited. It is based on information believed to be accurate and reliable although no guarantee can be given that this is the case. No reproduction of any material either in part or in full is permitted without prior permission. For more information about the Fund, please refer to the Production Disclosure Statement or the latest Quarterly Fund Update.