

Milford KiwiSaver Cash Fund

Fund update for the quarter ended 30 June 2022



This fund update was first made publicly available on 27 July 2022.

What is the purpose of this update?

This document tells you how the Milford KiwiSaver Cash Fund ('Fund') has performed and what fees were charged. The document will help you to compare the fund with other funds.

Milford Funds Limited prepared this update in accordance with the Financial Markets Conduct Act 2013. This information is not audited and may be updated.

Description of this fund

The Fund's objective is to target a return above the New Zealand Official Cash Rate after the base fund fee but before tax.

It primarily invests in New Zealand cash, short-dated debt securities and term deposits.

Total value of the fund	\$92,253,284
Number of investors in the fund	1,555
The date the fund started	27 March 2020

What are the risks of investing?

Risk indicator for the Milford KiwiSaver Cash Fund



The risk indicator is rated from 1 (low) to 7 (high). The rating reflects how much the value of the fund's assets goes up and down. A higher risk generally means higher potential returns over time, but more ups and downs along the way.

To help you clarify your own attitude to risk, you can seek financial advice or work out your risk profile at www.sorted.org.nz/tools/investor-kickstarter.

Note that even the lowest category does not mean a risk-free investment, and there are other risks that are not captured by this rating.

This risk indicator is not a guarantee of a fund's future performance. The risk indicator is based on the returns data for the five years to 30 June 2022. Market index returns have been used for the period 1 July 2017 to 26 March 2020 as the Fund was launched on 27 March 2020. The risk indicator therefore reflects the Fund's actual returns only for the period 27 March 2020 to 30 June 2022. As a result, the risk indicator may provide a less reliable indicator of the potential volatility of the Fund. While risk indicators are usually relatively stable, they do shift from time to time. The risk indicator will continue to be updated in future fund updates. See Note 1 at the end of this Fund Update.

See the Product Disclosure Statement ('PDS') for more information about the risks associated with investing in this fund.

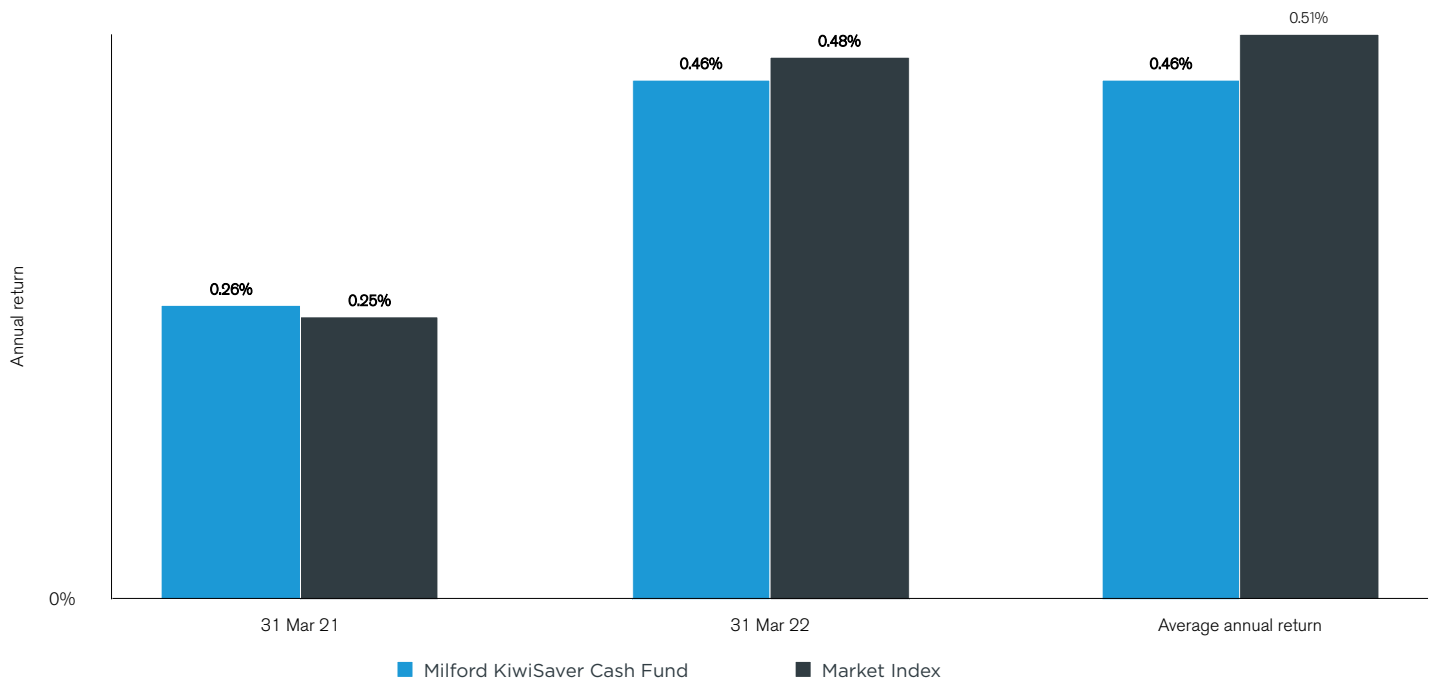
How has the fund performed?

	Past year
Annual return (after deductions for charges and tax)	0.69%
Annual return (after deductions for charges but before tax)	0.96%
Market index annual return (reflects no deduction for charges and tax)	0.83%

We are required to disclose an appropriate market index as comparison. The market index return is a composite of benchmark index returns weighted for the Fund’s target investment mix. The market index return is before tax and fees.

For more information on the market index, please refer to the Statement of Investment Policy and Objectives for the Milford KiwiSaver Plan, which can be found at www.milfordasset.com/forms-documents or on the offer register at www.disclose-register.companiesoffice.govt.nz.

Annual Return Graph



This shows the return after fund charges and tax for each year ending 31 March since the fund started. The last bar shows the average annual return since the fund started, up to 30 June 2022.

Important: This does not tell you how the fund will perform in the future. The Fund returns in this update are after tax at the

highest prescribed investor rate (PIR) of tax for an individual New Zealand resident. Your tax may be lower.

The market index return is before tax and fees.

What fees are investors charged?

Investors in the Fund are charged fund charges. In the year to 31 March 2022 these were:

	% of net asset value
Total fund charges	0.20%
<i>which are made up of:</i>	
Total management and administration charges (Base fund fee)	0.20%
<i>including:</i>	
Manager's basic fee ²	0.14%
Other management and administration charges (estimate) ³	0.06%
Total performance-based fees	N/A
Other Charges	\$ amount per investor
Administration and registry charges [^]	\$4.5

[^]This fee is not charged for members under 21 years of age and those 65 and over. Since 1 July 2021, this fee has not been charged to any Member. Hence, the figure reported is based on the prorated charge.

Milford is unable to determine the fund charges charged by some non-related underlying funds within the 'other management and administration charges' so these charges have been estimated. It is not expected that these charges will be material. See Note 3 at the end of this Fund Update.

See the PDS for more information about the basis on which performance fees are charged.

Investors may also be charged individual action fees for specific actions or decisions (for example, for withdrawing from or switching funds) although these are not currently charged. See the PDS for the Milford KiwiSaver Plan on the offer register at www.disclose-register.companiesoffice.govt.nz for more information about those fees.

Example of how this applies to an investor

Small differences in fees and charges can have a big impact on your investment over the long term.


Joshua had \$10,000 in the fund at the start of the year and did not make any further contributions. At the end of the year,

Joshua received a return after fund charges were deducted but before tax of \$96 (that is 0.96% of his initial \$10,000). Joshua did not have to pay other charges. This gives Joshua a total return after fund charges and tax of \$69 for the year.

What does the Fund invest in?

This shows the types of assets that the Fund invests in as at 30 June 2022.

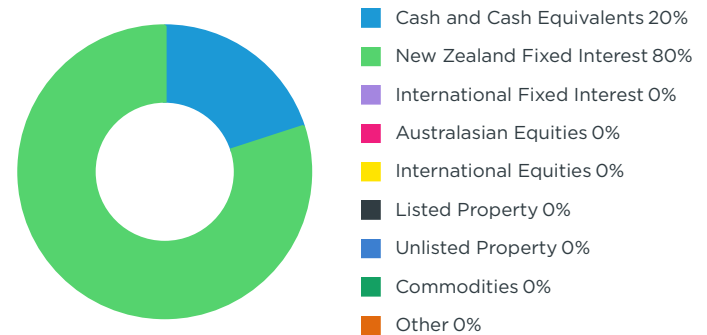
Actual Investment Mix⁴



[^] The actual cash held by the Fund is 15.93%.

* includes currency derivatives used to manage foreign exchange risk.

Target investment mix⁵



Currency hedging

The Fund's foreign currency exposure is actively managed, with the neutral currency exposure being 0%.

Top 10 Investments⁶

	Name	% of fund net assets	Type	Country	Credit rating (if applicable)
1	Westpac 45 Day Wholesale Notice Deposit	14.40%	New Zealand fixed interest	New Zealand	AA-
2	NZD Cash Current Account (NAB Bank)	12.38%	Cash and cash equivalents	New Zealand	AA-
3	Auckland Airport Certificate of Deposit 19/07/2022	4.52%	New Zealand fixed interest	New Zealand	A-
4	ASB Bank 1.99% 16/09/2022	4.18%	New Zealand fixed interest	New Zealand	AA-
5	Spark New Zealand Certificate of Deposit 20/07/2022	3.83%	New Zealand fixed interest	New Zealand	A-
6	NZD Cash Call Account (Bank Of China)	3.53%	Cash and cash equivalents	New Zealand	A
7	Kiwibank 2.7% 09/08/2022	3.50%	New Zealand fixed interest	New Zealand	AA-
8	Fonterra Certificate of Deposit 27/07/2022	3.48%	New Zealand fixed interest	New Zealand	A-
9	Heartland Bank Certificate of Deposit 02/09/2022	3.46%	New Zealand fixed interest	New Zealand	BBB
10	Auckland Airport Certificate of Deposit 20/09/2022	3.46%	New Zealand fixed interest	New Zealand	A-

The total value of the 10 individual assets as a percentage of the net asset value of the Fund is 56.74%.

Key personnel

Name	Current position	Time in current position	Previous or other current position	Time in previous or other current position
Travis Murdoch	Portfolio Manager	1 year, 10 months	Portfolio Manager, Legal and General Investment Management	4 Months
Katlyn Parker	Investment Analyst	4 years, 2 months	Private Wealth Adviser at Milford Asset Management, New Zealand	8 Months

Further information

You can also obtain this information, the PDS for the Milford KiwiSaver Plan and some additional information from the offer register at www.disclose-register.companiesoffice.govt.nz.

Have any questions? If so, please visit www.milfordasset.com or phone 0800 662 346.

Notes

- The risk indicator has been calculated on the basis of five years of historic fund returns where available, and market index returns where required. Hence, the returns data used may not represent a full investment cycle for the Fund and the risk category may be different if calculated using a longer timeframe. If the period of returns used reflected an environment of unusually low or unusually high volatility, the risk indicator may not reflect the Fund's future volatility.
- Milford charges a capped management fee that covers normal fund operating costs such as investment management, supervisor, custodial, fund accounting, audit and legal costs. For disclosure requirements, supervisor, audit and legal costs have been removed from the capped management fees to provide the manager's basic fee. These have been included in other management and administration charges.
- If Milford is unable to determine the non-related underlying fund charges, these have been estimated from recent financial statements based on the actual costs as a percentage of the average net asset value that were charged for the fund's previous financial year. These are reflected in the prices of the external funds that are used in the calculation of the unit price of the Fund.
- The target investment mix indicates what are expected to apply over the course of an economic cycle, and should be considered as general only. Milford is an active manager and may at times deploy investment strategies that differ (within the allowable minimum and maximum bounds) materially from the targets.
- If we invest into any non-related underlying funds, the Top 10 Investments will only show the total investment in those funds, not the individual assets it holds.