

KiwiSaver Conservative Fund

Portfolio Investment Entity

Monthly Fact Sheet as at 30 June 2021



Portfolio Managers



Paul Morris
Portfolio Manager



Mark Riggall
Co-Portfolio Manager

Bonds and shares contributed positively to a 0.5% Fund return in June but beneath the surface performance was more mixed. Shorter dated bonds were moderately weaker (their interest rates rose in expectation of higher cash rates) but longer dated bonds were stronger (their interest rates fell due to less perceived risk central banks will allow inflation to run too high). The latter supported the Fund's income-oriented shares but also its shares with high earnings growth which are predominately global shares.

Our base case remains for a renewed gradual move higher in market interest rates. Signals that central banks may be wary of inflation risks underpins our expectation that this rise may be more limited than previously feared. Nevertheless, we retain a cautious outlook for bonds in the near term and have left interest rate exposure below its long run neutral.

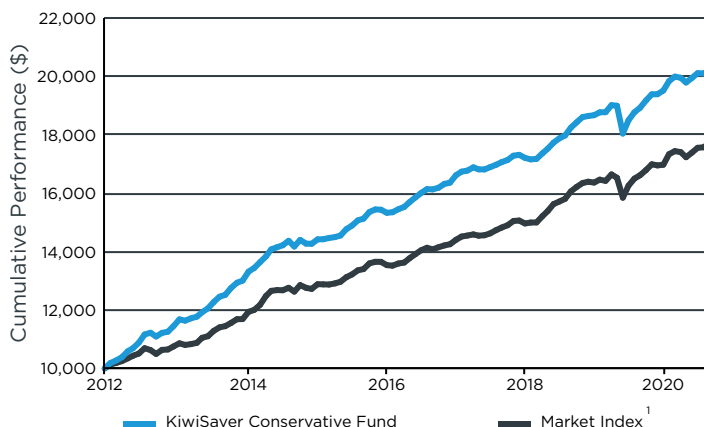
Across the month we did incrementally add to shares. Valuations may not be cheap historically but should be supported by ongoing supportive central bank and government policy, reopening economies and what are likely to remain historically low interest rates.

Looking forward, we remain optimistic for moderate Fund returns. We continue to identify bonds and shares that can offer a better return for their risk than the broader market and believe active management should help cushion the Fund's returns over the medium term from any headwind associated with what remains a possible further rise in market interest rates.

To view Milford's July 2021 Market and Economic Review please see milfordasset.com/fact-sheet.

Cumulative Fund Performance

(after fees and before tax)



Assumes the growth of \$10,000 invested at the Fund's inception date.

Key Fund Facts

Objective²

Moderate returns and protect capital over a minimum of three years

Description

Diversified fund that primarily invests in fixed interest securities, with a moderate allocation to equities

Target Allocation	82% Income Assets / 18% Growth Assets
Neutral FX Exposure	0%
Net Asset Value (NAV)	\$169.7 M
Yield³	1.98%
Average Credit Rating	A-
Duration	1.67 years
Buy-sell Spread	None - swing pricing applies (See PDS for details)
Inception Date	1 October 2012
Benchmark	Not applicable
Base Fund Fee⁴	0.95%
Performance Fee	Not applicable
Total Fund Fees⁵	0.95%



External Ratings



Milford KiwiSaver Conservative Fund received a FundSource Rating of 'AAA' in April 2019

KiwiSaver Conservative Fund as at 30 June 2021

Investment Performance after fees as at 30 June 2021⁶

Unit Price: \$1.9874

	1 Month	3 Months	1 year	3 years (p.a.)	5 years (p.a.)	Since inception (p.a.)
Milford KiwiSaver Conservative Fund (Gross Of Tax)	0.51%	1.29%	6.75%	5.79%	5.95%	8.37%
After Tax 10.50%	0.52%	1.26%	6.35%	5.31%	5.46%	7.76%
After Tax 17.50%	0.53%	1.23%	6.08%	5.00%	5.13%	7.36%
After Tax 28.00%	0.55%	1.20%	5.68%	4.53%	4.63%	6.75%
Market Index ¹	0.73%	1.79%	6.53%	6.09%	5.72%	6.74%

Top Equity Holdings

Holdings	% of Fund
Microsoft	2.68%
Alphabet	2.67%
Thermo Fisher	2.07%
Mastercard	1.85%
Visa	1.71%
Amazon	1.69%
TSMC	1.68%
Dr Horton	1.63%
S&P Global	1.60%
HCA Holdings	1.55%

Current Asset Allocation

	Actual Investment Mix	Neutral Investment Mix
Effective Cash #	11.05%	7.00%
New Zealand Fixed Interest	20.21%	25.00%
International Fixed Interest	51.05%	50.00%
New Zealand Equities	3.04%	1.50%
Australian Equities	3.20%	2.50%
International Equities	8.87%	9.00%
Listed Property	2.58%	5.00%
Other	0.00%	0%

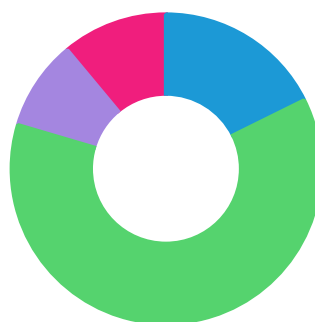
The actual cash held by the Fund is 8.16%. Effective Cash reported above is adjusted to reflect the Fund's notional positions (e.g. derivatives used to increase or reduce market exposure).

Top Fixed Interest Holdings

Holdings	% of Fund
NZLGFA 1.5% 2026	1.93%
Scentre Group 5.125% 2080	1.03%
Housing NZ 3.36% 2025	0.92%
NZLGFA 1.5% 2029	0.90%
Wesfarmers 1.941% 2028	0.85%
NZLGFA 3.5% 2033	0.82%
Transpower 1.735% 2025	0.76%
ANZ Bank Float 2024	0.74%
Charter Hall 2.787% 2031	0.73%
John Deere 1.75% 2024	0.70%

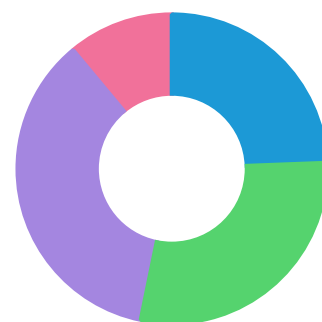
Note: Fixed interest securities are reported in the following format: Issuer name, interest (coupon rate), maturity year.

Fund Portfolio Mix



Shares 17.69%
Investment Grade Bonds 61.87%
High Yield & Unrated Bonds 9.39%
Cash and Other 11.05%

Region Exposure



New Zealand 24.40%
Australia 28.82%
Global 35.73%
Cash and Other 11.05%



PROVIDER OF THE YEAR
KIWISAVER 2020



OUTSTANDING VALUE
KIWISAVER 2020

1. The Fund does not have a performance benchmark, hence a market index has been included for comparison purposes. See the Statement of Investment Policy and Objectives for more details on the market index. The market index is a blend of indices that represent the Fund's neutral asset allocation. Note the Fund's investment strategy is designed to achieve its objective, which may mean that at times, the returns of the market index may not be an appropriate measure. 2. After the base fund fee but before tax. 3. Yield (before tax and fees) for underlying investments in the Fund. 4. Where applicable, the Base Fund Fee includes an estimate of non-related underlying fund charges. 5. The Total Fund Fees comprise the Base Fund Fee and any estimated Performance Fee. Please refer to the Product Disclosure Statement for more information as to how these are calculated. 6. Please note past performance is not a guarantee of future returns.

Please refer to the 'Glossary for the Monthly Fact Sheet' at milfordasset.com/fact-sheet-ks for more information about the data published within this document.

Disclaimer: The Milford Fund Fact Sheet has been prepared by Milford Funds Limited. It is based on information believed to be accurate and reliable although no guarantee can be given that this is the case. No reproduction of any material either in part or in full is permitted without prior permission. For more information about the Fund, please refer to the Production Disclosure Statement or the latest Quarterly Fund Update.