

Milford KiwiSaver Plan

KiwiSaver Moderate Fund

Monthly Fact Sheet as at 30 April 2023



Portfolio Managers



Mark Riggall
Portfolio Manager



Paul Morris
Co-Portfolio Manager

The Fund delivered 1.4% in April, bringing the one-year return to 2.5%. Returns over the past six months have been delivered by both stocks and bonds. This highlights the benefits of diversification and illustrates the return power of bonds in a higher interest rate environment.

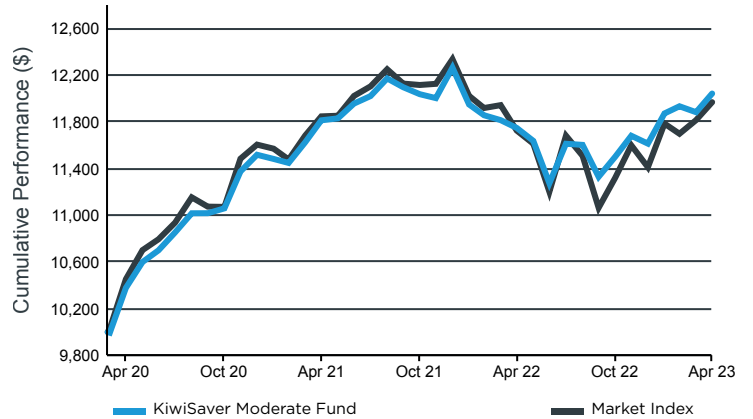
The subsiding banking crisis has allowed investors to focus on company fundamentals. Last month our stock picks did well on the back of better-than-expected earnings reports. Bottling company Coca-Cola Europacific Partners was up 8.9% and Channel Tunnel operator Getlink was up 11.7%. In Australia, an expected peak in interest rates has many calling a bottom in the housing market. Property developers Mirvac (+15.9%) and Stockland (+11.8%) were both up last month. Bond holdings did well too with corporate bonds (particularly bank bonds) recovering some of their March losses.

The outlook remains very uncertain, but our experience over the past six months shows that we can still deliver good returns in this environment. Going forward we continue to envisage opportunities for us to employ our active approach across stock selection and asset allocation. The Fund continues to hold higher levels of cash, offering a good return and plenty of dry powder to take advantage of opportunities as they arise. The Fund maintains its increased exposure to foreign currencies as the NZ economy looks relatively weak.

To view Milford's April 2023 Market and Economic Review please see milfordasset.com/insights.

Cumulative Fund Performance

(after fees and before tax)



Assumes the growth of \$10,000 invested at the Fund's inception date.

Key Fund Facts

Objective²	To provide moderate returns and capital growth over the minimum recommended investment timeframe
Description	Diversified fund that primarily invests in fixed interest securities, with a significant allocation to equities
Minimum recommended investment timeframe	4 years +
Target Allocation	60% Income Assets / 40% Growth Assets
Neutral FX Exposure	6.0%
Net Asset Value (NAV)	\$123.2 M
Buy-sell Spread	None - swing pricing applies (See PDS for details)
Inception Date	27 March 2020
Benchmark	Not applicable
Base Fund Fee³	0.95%
Performance Fee	The Fund may invest into related Milford funds that charge performance fees.
Total Fund Fees⁴	0.96% (includes an est. performance fee)
Risk Indicator	<div style="display: flex; justify-content: space-between; align-items: center;"> Lower risk Higher risk </div> <div style="display: flex; justify-content: center; align-items: center; gap: 10px;"> 1 2 3 4 5 6 7 </div> <div style="display: flex; justify-content: space-between; margin-top: 5px;"> Potentially lower returns Potentially higher returns </div>

KiwiSaver Moderate Fund as at 30 April 2023

Investment Performance after fees as at 30 April 2023⁵

Unit Price: \$1.1999

	1 Month	3 Months	1 year	3 years (p.a.)	5 years (p.a.)	Since inception (p.a.)
Milford KiwiSaver Moderate Fund (Gross Of Tax)	1.35%	1.44%	2.51%	5.08%	-	6.19%
After Tax 10.50%	1.31%	1.40%	2.26%	4.91%	-	5.99%
After Tax 17.50%	1.29%	1.37%	2.10%	4.80%	-	5.85%
After Tax 28.00%	1.26%	1.33%	1.85%	4.62%	-	5.65%
Market Index ¹	1.30%	1.56%	2.07%	4.62%	-	5.98%

Top Equity Holdings

Holdings	% of Fund
Contact Energy	1.40%
Elevance Health	1.01%
HCA Holdings	0.93%
Shell	0.85%
Spark	0.85%
Coca-Cola	0.83%
Ameren	0.72%
Telstra	0.65%
Avantor	0.60%
APA	0.60%

Current Asset Allocation

	Actual Investment Mix	Neutral Investment Mix
Effective Cash #	22.23%	9%
New Zealand Fixed Interest	16.18%	15%
International Fixed Interest	34.89%	36.0%
New Zealand Equities	4.73%	6.5%
Australian Equities	5.36%	8.5%
International Equities	13.23%	19%
Listed Property	3.38%	6%
Other	0.00%	0.0%

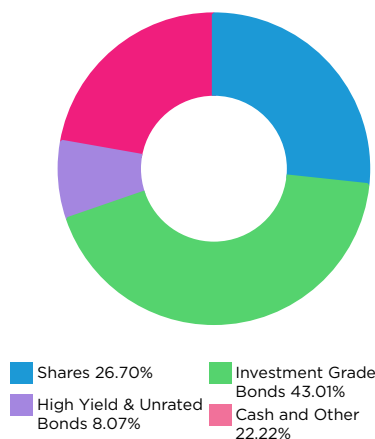
The actual cash held by the Fund is 10.30%. Effective Cash reported above is adjusted to reflect the Fund's notional positions (e.g. derivatives used to increase or reduce market exposure).

Top Fixed Interest Holdings

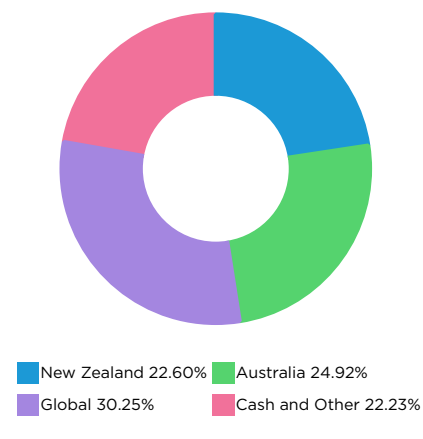
Holdings	% of Fund
NZGBI 2% 2025	2.20%
NZLGFA 1.5% 2026	0.70%
Housing NZ 3.42% 2028	0.68%
Contact 5.62% 2029	0.68%
TESAG 4.9% 2028	0.66%
NZLGFA 1.5% 2029	0.64%
GTA Finance 2.2% 2027	0.62%
CBA 6.704% 2038	0.61%
CBA 5.398% 2027	0.56%
NatWest 5.125% Perpetual	0.52%

Note: Fixed interest securities are reported in the following format: Issuer name, interest (coupon rate), maturity year.

Fund Portfolio Mix



Region Exposure



PROVIDER OF THE YEAR
KIWISAVER 2020 - 2022



OUTSTANDING VALUE
KIWISAVER SCHEME 2020 - 2022

1. The Fund does not have a performance benchmark, hence a market index has been included for comparison purposes. See the Statement of Investment Policy and Objectives for more details on the market index. The market index is a blend of indices that represent the Fund's neutral asset allocation. Note the Fund's investment strategy is designed to achieve its objective, which may mean that at times, the returns of the market index may not be an appropriate measure. 2. After the base fund fee but before tax and before the performance fee. 3. Where applicable, the Base Fund Fee includes an estimate of non-related underlying fund charges. 4. The Total Fund Fees comprise the Base Fund Fee and any estimated Performance Fee. Please refer to the Product Disclosure Statement for more information as to how these are calculated. 5. Please note past performance is not a guarantee of future returns.

Please refer to the 'Glossary for the Monthly Fact Sheet' at milfordasset.com/fact-sheet-ks for more information about the data published within this document.

Disclaimer: The Milford Fund Fact Sheet has been prepared by Milford Funds Limited. It is based on information believed to be accurate and reliable although no guarantee can be given that this is the case. No reproduction of any material either in part or in full is permitted without prior permission. For more information about the Fund, please refer to the Production Disclosure Statement or the latest Quarterly Fund Update.