

Milford KiwiSaver Plan KiwiSaver Moderate Fund

Monthly Fact Sheet as at 31 December 2024



Portfolio Managers



Mark Riggall
Portfolio Manager



Paul Morris
Co-Portfolio Manager

The Fund returned -0.4% in December, bringing the one-year return to 9.9%. Fund performance was dragged lower by weaker bond and share markets last month, as investors recalibrate higher the expected path of interest rates from here.

The Fund has had reduced exposure to long term bonds where much of the weakness has been concentrated, although post the most recent move the Fund has taken the opportunity to add back some exposure as yields on offer start to look more attractive. The Fund has also had derivative protection against falls in share markets. Some of this protection has been unwound into the weakness in December, effectively buying shares as markets fell. In terms of stock selection, it was pleasing to see strong performance from key holding Contact Energy (+5.6%) alongside a solid outperformance from Spark (+0.7%), a stock we have been adding to recently.

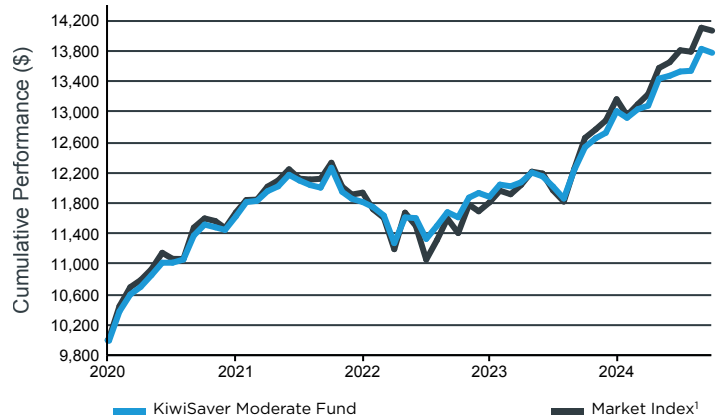
Looking ahead, it is likely that we will continue to see volatility in markets as investors digest incoming news flow. The Trump inauguration in late January will come alongside likely announcements on tariffs. Whilst some of this is expected, both bond and share market investors will be analysing the details for implications for inflation and economic growth. The Fund is well positioned to take advantage of swings in both bond and share markets.

To view Milford's December 2024 Market and Economic Review please see milfordasset.com/insights.

For previous fund reports see milfordasset.com/fund-reports.

Cumulative Fund Performance

(after fees and before tax)



Assumes the growth of \$10,000 invested at the Fund's inception date.

Key Fund Facts

Objective²	To provide moderate returns and capital growth over the minimum recommended investment timeframe
Description	Diversified fund that primarily invests in fixed interest securities, with a significant allocation to equities

Minimum recommended investment timeframe	4 years +
Target Allocation	60% Income Assets / 40% Growth Assets
Neutral FX Exposure	6.0%
Net Asset Value (NAV)	\$202.1 M
Buy-sell Spread	None - swing pricing applies (See PDS for details)
Inception Date	27 March 2020
Benchmark	Not applicable
Base Fund Fee³	0.95%
Performance Fee	The Fund may invest into related Milford funds that charge performance fees.
Total Fund Fees⁴	0.96% (includes an est. performance fee)

	Lower risk		Higher risk				
Risk Indicator	1	2	3	4	5	6	7
	Potentially lower returns				Potentially higher returns		

KiwiSaver Moderate Fund as at 31 December 2024

Investment Performance after fees as at 31 December 2024⁵

Unit Price: \$1.3693

	1 Month	3 Months	1 year	3 years (p.a.)	5 years (p.a.)	Since inception (p.a.)
Milford KiwiSaver Moderate Fund (Gross Of Tax)	-0.37%	1.82%	9.89%	3.94%	-	6.94%
After Tax 10.50%	-0.39%	1.74%	9.32%	3.61%	-	6.61%
After Tax 17.50%	-0.40%	1.69%	8.94%	3.38%	-	6.39%
After Tax 28.00%	-0.41%	1.61%	8.38%	3.05%	-	6.06%
Market Index ¹	-0.27%	1.87%	11.13%	4.48%	-	7.41%

Top Equity Holdings

Holdings	% of Fund
Microsoft	1.54%
Contact Energy	1.47%
Natwest	0.99%
Spark	0.97%
Infratil	0.93%
Shell	0.91%
Bank of America	0.91%
Amazon	0.86%
CRH	0.86%
Telstra	0.81%

Current Asset Allocation

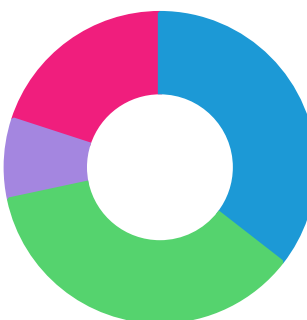
	Actual Investment Mix	Neutral Investment Mix
Effective Cash [#]	19.98%	9%
New Zealand Fixed Interest	13.73%	15%
International Fixed Interest	30.77%	36.0%
New Zealand Equities	4.76%	6%
Australian Equities	7.83%	9%
International Equities	19.31%	19%
Listed Property	3.62%	6%
Other	0.00%	0.0%

[#] The actual cash held by the Fund is 13.85%. Effective Cash reported above is adjusted to reflect the Fund's notional positions (e.g. derivatives used to increase or reduce market exposure).

Top Fixed Interest Holdings

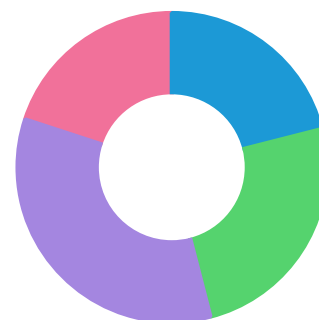
Holdings	% of Fund
NZGBI 2% 2025	1.24%
Westpac 5.618% 2035	1.10%
NZLGFA 4.5% 2030	1.04%
Origin Energy 5.35% 2031	0.95%
EnBW International Finance 6.048% 2034	0.69%
Iberdrola 5.87% 2034	0.66%
NZLGFA 1.5% 2026	0.62%
Progress Trust 5.265% 2049	0.60%
Housing NZ 3.42% 2028	0.59%
NZLGFA 1.5% 2029	0.58%

Fund Portfolio Mix



■ Shares 35.52%
■ Investment Grade Bonds 36.13%
■ High Yield & Unrated Bonds 8.36%
■ Cash and Other 19.99%

Region Exposure



■ New Zealand 21.03%
■ Australia 24.94%
■ Global 34.05%
■ Cash and Other 19.98%

Note: Fixed interest securities are reported in the following format: Issuer name, interest (coupon rate), maturity year.



PROVIDER OF THE YEAR
KIWISAVER 2020 - 2024



OUTSTANDING VALUE
KIWISAVER SCHEME 2020 - 2024

1. The Fund does not have a performance benchmark, hence a market index has been included for comparison purposes. See the Statement of Investment Policy and Objectives for more details on the market index. The market index is a blend of indices that represent the Fund's neutral asset allocation. Note the Fund's investment strategy is designed to achieve its objective, which may mean that at times, the returns of the market index may not be an appropriate measure. 2. After the Base Fund Fee but before tax and before the performance fee. 3. Where applicable, the Base Fund Fee includes an estimate of non-related underlying fund charges. 4. The Total Fund Fees comprise the Base Fund Fee and any estimated Performance Fee. Please refer to the Product Disclosure Statement for more information as to how these are calculated. 5. Please note past performance is not a guarantee of future returns.

Please refer to the 'Glossary for the Monthly Fact Sheet' at milfordasset.com/fact-sheet-ks for more information about the data published within this document.

Disclaimer: The Milford Fund Fact Sheet has been prepared by Milford Funds Limited. It is based on information believed to be accurate and reliable although no guarantee can be given that this is the case. No reproduction of any material either in part or in full is permitted without prior permission. For more information about the Fund, please refer to the Product Disclosure Statement or the latest Quarterly Fund Update.