

KiwiSaver Moderate Fund

Portfolio Investment Entity

Monthly Fact Sheet as at 30 November 2021



Portfolio Managers



Mark Riggall
Portfolio Manager



Paul Morris
Co-Portfolio Manager

The Fund returned -0.3% in the month, with a one-year return of 5.5%. November returns were impacted late in the month by the emergence of Omicron, a new Covid variant. Whilst this undoubtedly knocked sentiment, financial markets were already becoming a little more wary. This wariness is predominantly around the inflationary backdrop and whether this will cause the US central bank to raise interest rates more quickly in response.

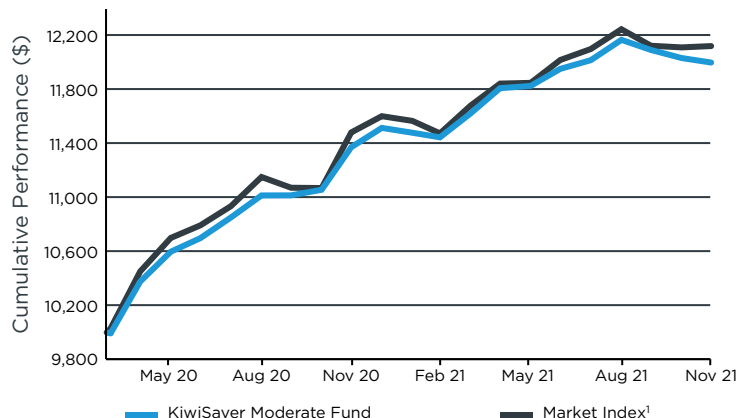
Whilst the RBNZ did raise interest rates a quarter point last month, the bond markets in NZ already anticipate a string of rate hikes next year. This means that bonds in NZ look more attractive now and we have increased exposure accordingly.

At month end, the Fund's exposure to shares is at the lowest level seen all year. Whilst the outlook for returns is still positive, there is probably going to be more volatility over the next 12 months than we have seen this year. With a more complicated outlook, taking the Fund's exposures down a little allows greater flexibility to invest when conviction levels rise.

To view Milford's December 2021 Market and Economic Review please see milfordasset.com/fact-sheet.

Cumulative Fund Performance

(after fees and before tax)



Assumes the growth of \$10,000 invested at the Fund's inception date.

Key Fund Facts

Objective²	To provide moderate returns and capital growth over the minimum recommended investment timeframe
Description	Diversified fund that primarily invests in fixed interest securities, with a significant allocation to equities

Minimum recommended investment timeframe	4 years +
Target Allocation	60% Income Assets / 40% Growth Assets
Neutral FX Exposure	6.0%
Net Asset Value (NAV)	\$81.8 M
Buy-sell Spread	None - swing pricing applies (See PDS for details)
Inception Date	27 March 2020
Benchmark	Not applicable
Base Fund Fee³	0.95%
Performance Fee	The Fund may invest into related Milford funds that charge performance fees.
Total Fund Fees⁴	0.96% (includes an est. performance fee)

Risk Indicator	Lower risk	1	2	3	4	5	6	7	Higher risk
		Potentially lower returns				Potentially higher returns			

Investment Performance after fees as at 30 November 2021⁵

Unit Price: \$1.1982

	1 Month	3 Months	1 year	3 years (p.a.)	5 years (p.a.)	Since inception (p.a.)
Milford KiwiSaver Moderate Fund (Gross Of Tax)	-0.28%	-1.38%	5.52%	-	-	11.47%
After Tax 10.50%	-0.26%	-1.30%	5.52%	-	-	11.16%
After Tax 17.50%	-0.24%	-1.25%	5.51%	-	-	10.95%
After Tax 28.00%	-0.22%	-1.17%	5.51%	-	-	10.64%
Market Index	0.08%	-1.02%	5.58%	-	-	12.14%

Top Equity Holdings

Holdings	% of Fund
Contact Energy	1.10%
Alphabet	0.79%
Microsoft	0.75%
Fisher & Paykel	0.75%
Sydney Airport	0.70%
Telstra	0.63%
Charter Hall Retail	0.58%
Spark	0.56%
HCA Holdings	0.56%
NAB	0.55%

Current Asset Allocation

	Actual Investment Mix	Neutral Investment Mix
Effective Cash #	20.49%	9%
New Zealand Fixed Interest	13.31%	15%
International Fixed Interest	31.41%	36.00%
New Zealand Equities	6.51%	7%
Australian Equities	5.96%	8%
International Equities	17.55%	19%
Listed Property	4.77%	6%
Other	0.00%	0%

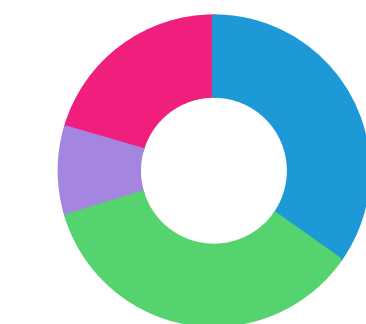
The actual cash held by the Fund is 15.44%. Effective Cash reported above is adjusted to reflect the Fund's notional positions (e.g. derivatives used to increase or reduce market exposure).

Top Fixed Interest Holdings

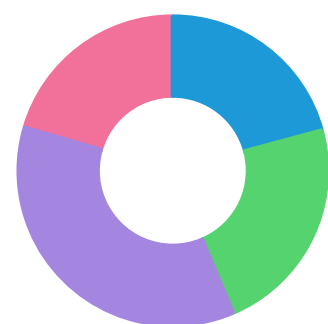
Holdings	% of Fund
Kiwibank 1.3% 2022	1.24%
ANZ 1.45% 2022	0.95%
NZLGFA 1.5% 2026	0.83%
NZ Govt. 0.5% 2026	0.81%
ANZ 2.999% 2031	0.74%
Scentre Group 5.125% 2080	0.59%
GAIF 2.584% 2027	0.47%
ASB 5.25% 2026	0.44%
Vector 3.69% 2027	0.44%
Housing NZ 3.36% 2025	0.42%

Note: Fixed interest securities are reported in the following format: Issuer name, interest (coupon rate), maturity year.

Fund Portfolio Mix



Region Exposure



PROVIDER OF THE YEAR
KIWISAVER 2020 - 2021



OUTSTANDING VALUE
KIWISAVER SCHEME 2020 - 2021

1. The Fund does not have a performance benchmark, hence a market index has been included for comparison purposes. See the Statement of Investment Policy and Objectives for more details on the market index. The market index is a blend of indices that represent the Fund's neutral asset allocation. Note the Fund's investment strategy is designed to achieve its objective, which may mean that at times, the returns of the market index may not be an appropriate measure. 2. After the base fund fee but before tax and before the performance fee. 3. Where applicable, the Base Fund Fee includes an estimate of non-related underlying fund charges. 4. The Total Fund Fees comprise the Base Fund Fee and any estimated Performance Fee. Please refer to the Product Disclosure Statement for more information as to how these are calculated. 5. Please note past performance is not a guarantee of future returns.

Please refer to the 'Glossary for the Monthly Fact Sheet' at milfordasset.com/fact-sheet-ks for more information about the data published within this document.

Disclaimer: The Milford Fund Fact Sheet has been prepared by Milford Funds Limited. It is based on information believed to be accurate and reliable although no guarantee can be given that this is the case. No reproduction of any material either in part or in full is permitted without prior permission. For more information about the Fund, please refer to the Production Disclosure Statement or the latest Quarterly Fund Update.