

KiwiSaver Active Growth Fund

Portfolio Investment Entity

Monthly Fact Sheet as at 31 May 2019



Portfolio Managers



Jonathan Windust
Portfolio Manager



William Curtayne
Co-Portfolio Manager

The Fund rose 0.2% in May with the strong performance from NZ (+1.0%) and Australian (+1.7%) shares offset by negative returns from global shares (-5.7%). The Fund benefited from good company selection during the month with key positives including; Contact Energy (+9.8%), Vista Group (+14.5%), Aristocrat Leisure (+12.9%) and Indian Bank HDFC (+8.3%).

Aristocrat, the Australian electronic game manufacturer, rose after a strong earnings result with earnings up 16.8%. HDFC benefited from the election win of incumbent Prime Minister Narendra Modi. Modi's win gave the market comfort that the Indian economy will continue to grow strongly. During the month the Fund added to holdings in Mirvac and BHP. Mirvac is a very well-run Australian property company that should benefit from lower interest rates whilst BHP, a diversified mining company, is benefiting from strong iron ore prices.

The exposure to global and Australian shares was reduced during the month following strong performance of the Australian market and trade uncertainty in global markets. The short-term outlook for shares is supported by lower interest rates and government stimulus, however, remains uncertain with concerns over slowing growth and trade wars. Reflecting this environment, the Fund remains cautious with a lower than average weight in shares.

To view Milford's June 2019 Market and Economic Review please see milfordasset.com/fact-sheet-ks.

External Ratings



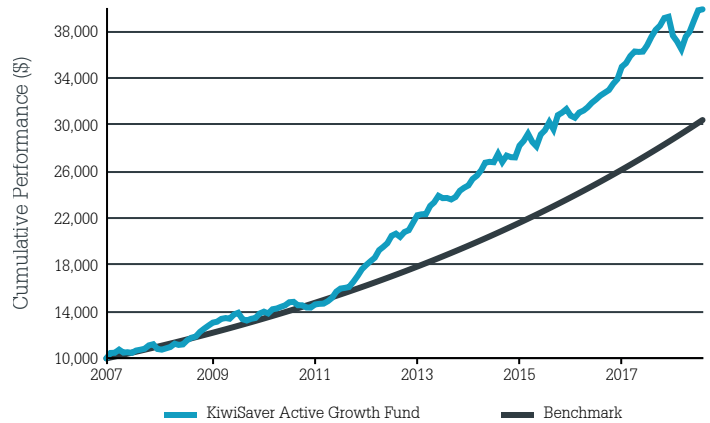
Milford KiwiSaver Active Growth Fund received a Morningstar Analyst Rating™ of 'Silver' on 29-05-2018



Milford KiwiSaver Active Growth Fund received a FundSource Rating of 'AAA' in April 2019

Cumulative Fund Performance

(after fees and before tax)




Assumes the growth of \$10,000 invested at the Fund's inception date.

Key Fund Facts

Objective¹	Annual returns of 10% over a minimum of five years
Description	Diversified fund that primarily invests in Australasian equities, with a moderate allocation to international equities and fixed interest securities
Target Allocation	20% Income Assets / 80% Growth Assets
Neutral FX Exposure	11.00%
Net Asset Value (NAV)	\$1,285.1 M
Buy-sell Spread	None
Inception Date	1 October 2007
Benchmark	10% p.a.
Base Fund Fee²	1.07%
Performance Fee	15% of the Fund's returns above the Benchmark ¹ , subject to the high watermark.
Total Fund Fees³	1.30% (includes an est. performance fee)
Risk Indicator	<div style="display: flex; justify-content: space-between;"> Lower risk Higher risk </div> <div style="text-align: center;"> 1 2 3 4 5 6 7 </div> <div style="display: flex; justify-content: space-between;"> Potentially lower returns Potentially higher returns </div>



Consumer NZ People's Choice Award – KiwiSaver



Morningstar Fund Manager of the Year
– KiwiSaver Category, NZ



FundSource 2018 KiwiSaver Manager of the Year

Investment Performance after fees as at 31 May 2019⁴

Unit Price: \$3.7308

	1 Month	3 Months	1 year	3 years (p.a.)	5 years (p.a.)	Since inception (p.a.)
Milford KiwiSaver Active Growth Fund (Gross Of Tax)	0.21%	5.04%	6.25%	9.69%	10.94%	12.59%
After Tax 10.50%	0.23%	4.99%	6.01%	9.36%	10.55%	12.03%
After Tax 17.50%	0.24%	4.95%	5.85%	9.14%	10.29%	11.82%
After Tax 28.00%	0.26%	4.90%	5.61%	8.81%	9.90%	11.38%
Benchmark	0.81%	2.43%	10.00%	10.00%	10.00%	10.00%

Top Equity Holdings

Holdings	% of Fund's NAV
Contact Energy	4.35%
iShares MSCI EAFE Min Vol ETF	3.29%
Spark New Zealand	2.85%
a2 Milk Company	2.50%
Alphabet	1.31%
Delegat Group	1.29%
Fisher & Paykel Healthcare	1.26%
EBOS Group	1.25%
Aristocrat Leisure	1.23%
Visa	1.13%

Current Asset Allocation

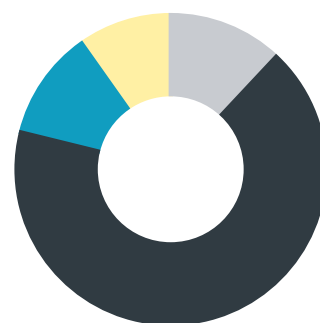
	Actual Investment Mix	Neutral Investment Mix
Cash and Cash Equivalents	9.80%	6.00%
New Zealand Fixed Interest	4.54%	4.00%
International Fixed Interest	18.79%	10.00%
New Zealand Equities	27.24%	32.00%
Australian Equities	15.85%	26.00%
International Equities	23.78%	22.00%
Other	0.00%	0.00%

Top Fixed Interest Holdings

Holdings	% of Fund's NAV
CYBG 8% 2049	1.60%
Westpac 5% 2027	1.45%
NAB Float 2029	1.26%
ANZ Bank 3.03% 2024	0.87%
CYBG 7.875% 2028	0.87%
Crown Resorts 5.795% 2075	0.85%
Rabobank 4.625% 2025	0.75%
IAG Float 2045	0.73%
Vodafone Group 6.25% 2078	0.72%
CS 7.5% Perpetual	0.66%

Note: Fixed interest securities are reported in the following format: Issuer name, interest (coupon rate), maturity year.

Fund Portfolio Mix



Investment Grade Bonds 11.98% Shares 66.87%
High Yield & Unrated Bonds 11.35% Cash and Other 9.80%

1. After the base fund fee but before tax and before the performance fee. **2.** Where applicable, the Base Fund Fee includes an estimate of non-related underlying fund charges. **3.** The Total Fund Fees comprise the Base Fund Fee and any estimated Performance Fee. Please refer to the Product Disclosure Statement for more information as to how these are calculated. **4.** This is based on the performance of the AonSaver AMT Milford Aggressive Fund until 31 March 2010 and the Milford KiwiSaver Active Growth Fund from 1 April 2010. Please note past performance is not a guarantee of future returns.

Please refer to the 'Glossary for the Monthly Fact Sheet' at milfordasset.com/fact-sheet-ks for more information about the data published within this document.

Level 28, 48 Shortland Street, Auckland
PO Box 960, Shortland Street, Auckland 1140
Free phone 0800 662 346
milfordasset.com

